

華潤三九

2023

年度報告

1

2

3

/ /		
		()
		()
		()
		()
		()
/		/
CHC		Consumer Healthcare
OTC		OTC Over the Counter Drug
GMP		
GAP		
GSP		

			000999
			Chi na Resources Sanj i u Medi cal & Pharmaceuti cal Co. ,Ltd.
			CR Sanj i u
			1
			518110
		2013 5	" " "
			1 "
			1
			518110
			www. 999. com. cn
			000999@999. com. cn

	1	1
	(86)755-83360999-393692, 398612	(86)755-83360999-393692, 398612
	(86)755-83360999-396006	(86)755-83360999-396006
	000999@999. com. cn	000999@999. com. cn

	http://www.cninfo.com.cn

	914403007109245909

1

2

	6,352,408,318.71	6,793,717,376.36	5,461,880,259.08	6,130,957,365.61

	141,947,460.86	229,884,885.98	202,187,600.55	--
--	----------------	----------------	----------------	----

1 ---

1 ---

2022

84846

6010

GDP

2022

7.0%

IQVIA

2023

4-6%

2-5%

2023

DRG/DIP

2023

21.0%

2023 020

70

19.4%

/

" "

/

" "

71

64

QBH-196	1		I
ONC201	1	H3K27M	I 2023 7 NMPA
" " ®	2.4		III
	2.2		2023 11
	2.3		2023 12
KYAZ01-2011-020	/		II
	1		
KYAH01-2016-079	1		I
KYAH02-2020-149			IND
	3		4

3

II 3

5

40mg/320mg WHO PQ

"

"

"


- -

- "

2023 26

14

1.



1. CHC

" "

" "

" "

" "

" "

" "

2.

"

"

“777”

“ 1381”

-	5,220,438,979.23	21.10%	5,975,641,155.02	33.05%	-12.64%
-	4,087,073,957.13	16.52%		0.00%	
	520,025,605.95	2.10%	560,429,569.57	3.10%	-7.21%
	3,192,956,455.07	12.91%	137,617,907.22	0.76%	2,220.16%
	11,426,740.65	0.05%	21,388,234.07	0.12%	-46.57%
	5,964,751,421.39	24.11%	5,617,037,055.55	31.07%	6.19%
	3,887,805,361.44	15.72%	2,860,026,779.92	15.82%	35.94%
	6,723,709,114.51	27.18%	5,597,484,329.11	30.96%	20.12%
	7,931,514,126.17	32.06%	3,930,881,018.19	21.74%	101.77%
	231,183,296.25	0.93%	74,032,299.98	0.41%	212.27%

2

10%



4

5

	2023	2022	
	778	504	54.37%
	3.83%	3.23%	0.60%
	354	217	63.13%
	320	218	46.79%
	34	24	41.67%
	47	29	62.07%
/	23	16	43.75%
30	276	176	56.82%
30~40			

	3,853,676,935.95	-41,929,792.10	9,290.78%	
--	------------------	----------------	-----------	--

--	--	--	--	--

18,237,108.15

0.49%

2



1

290,251,200.00	11,760,600.00	2,368.00%

2

			2,902,000.00	28.00%	/	/	/	/		425,221,049.96		2022 12 31		
	--	--	2,902,000.00	--	--	--	--	--	--	425,221,049.96	--	2023 1 20	--	--

5

1

2

10%



2023 2

" "

2

3

4

2.

3.

CHC

999

999

- - -

+

" " " "

®

®

®

4. " "

" "

" 1381"

777

" - - "

5

2024

16

10

2024

1

2023

1

2

2023

30

64

49.36%

15

200

59

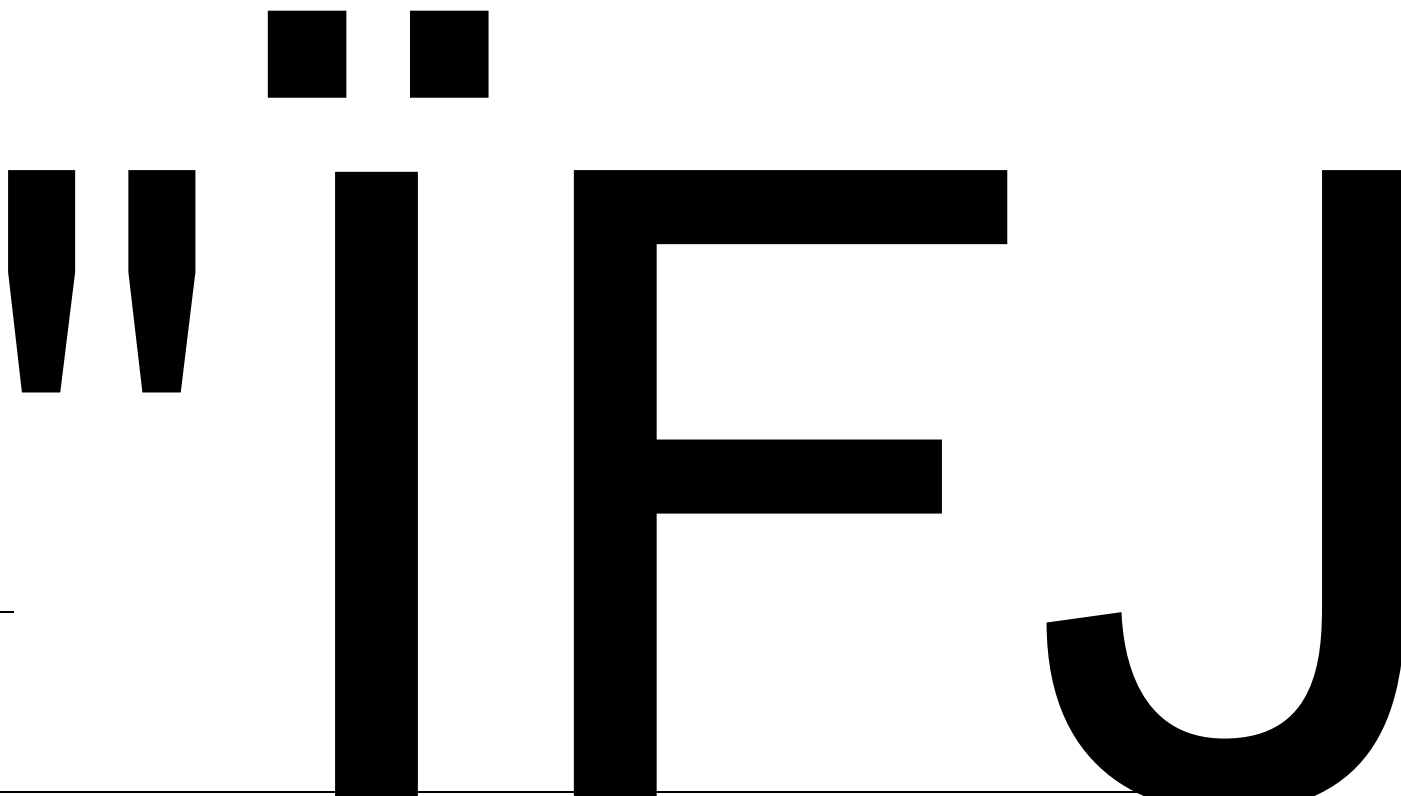
50.77%

2024

2.

						. com. cn
2023 01 30 -01 31						www. cni nfo . com. cn

www. cni nfo
. com. cn



						. com. cn
2023 08 30						www. cni nfo . com. cn
2023 09 07				2023		www. cni nfo . com. cn
2023 08 31 -2023 09 08				Pictet Asset Management Chi na Shandong Hi - speed Fi nanci al Group Lazard Asset Management SVI		www. cni nfo . com. cn
2023 09 11 -2023 09 15				Vontobel Asset Management		www. cni nfo . com. cn www. cni nfo . com. cn

				Veri tas NS Partners Edmond De Rothschi ld		
2023 09 18 -2023 09 22				keystone		www. cni nfo . com. cn
				Point72		www. cni nfo . com. cn
2023 10 29 -2023 10 30						www. cni nfo . com. cn
2023 11 03				Tri vest		www. cni nfo . com. cn
2023 11 30 -2023 12 07						www. cni nfo . com. cn
						www. cni nfo . com. cn

2023 12
08 -2023

"

"

2024 3 9

"

"

2024-022

1.

2.

" "

3.

4.

5.

<http://www.cni nfo. com. cn>

					2023-016
2023		67.48%	2023 05 15	2023 05 16	www.cninfo.com.cn 2023 2023-024

2023

67.78% 2023 07 17 2023 07 18

		56			2021 12 13	2024 05 16						2021
		56			2017 09 26	2024 05 16	191,0 00	0	0 0	0	191,0 00	
		52			2022 03 03	2024 05 16	0	0	0	0	0	
		50			2022 03 03	2024 05 16	0	0	0	0	0	
		51			2022 03 03	2024 03 13	0	0	0	0	0	
		51			2022 01 13	2024 03 13	0	0	0	0	0	
		57	0		2022 10 17	2024 05 16	0	0	0	0	0	

					23	16							
--	--	--	--	--	----	----	--	--	--	--	--	--	--

2018

60

		45			2019 10 29	2024 05 16	127,0 00	0	0	0	127,0 00	2021
		45			2021 12 30	2024 05 16	99,00 0	0	0	0	99,00 0	2021
		60			2018 04 23	2023 09 20	0	0	0	0	0	
		47			2019 12 13	2023 06 13	0	0	0	0	0	
		50			2022 01 13	2023 06 20	0	0	0	0	0	
									0	0	0	

			2023 12 05	
--	--	--	---------------	--

2

1

:

()

()

/

" " " "

()

TCL

2

			2020 01 01		
	()		2020 08 27		
			2020 03 24		
			2017 12 27	2024 01 12	

			2021 06 08	2023 06 13	
			2020 03 31	2023 06 13	
			2023 11 13	2025 11 16	
			2019 02 18	2023 06 01	
			2018 12 20	2023 12 06	
			2019 03 08	2023 06 02	

3

1

2

1

2

" + " + "

3

		56			461.35
		52			0
		50			0
		51			341.32
		57			0
		63			15
		52			310.06
		65			2.5
		67			15
		60			15
		53			15
		58			0
		47			0
		45			0
		52			100.54
		53			60.6

		51			48.44	
		57			263.07	
		51			256.54	
		50			257.55	
		45			249.31	
		45			267.16	



GAP

/

4

--	--	--	--	--	--	--	--	--

20,318

2

2023 " " " " " " " "

" " " " " "

" "

" "

2021

2022 5

2022 8

398

2.55%

2023

" "

People Manager

OKR

3

2023

" " — " "

1

" " 2023 " " 35

55 " " 43

2

" "

36

D PLC

460

3

4

“2023

”

5. 2022 2 25

2021

2022 1 13

2022 1 23

0A

273

6. 2022 3 3

2022

2021

2021

2021

15.	2023	7	17		
16.2	(0.016%)	988,346,000
	988,184,000				

3

1

2

Ä

--	--	--	--	--	--	--	--	--	--

" " 2023

/ "

" 1381"

	<p>1.</p> <p>2.</p> <p>/</p> <p>3.</p> <p>4.</p> <p>5.</p> <p>1.</p> <p>2.</p> <p>3.</p> <p>4.</p> <p>/</p> <p>5.</p> <p>6.</p>	<p>1.</p> <p>2.</p> <p>3.</p> <p>4.</p> <p>5.</p> <p>/</p> <p>6.</p> <p>7.</p> <p>1.</p> <p>2.</p> <p>3.</p> <p>4.</p> <p>5.</p> <p>/</p> <p>6.</p> <p>7.</p>
	<p>5000</p> <p>2%</p> <p>1000</p> <p>5000</p> <p>2%</p> <p>1000</p> <p>5%</p> <p>5%</p>	<p>5000</p> <p>2%</p> <p>5000</p> <p>2%</p> <p>1000</p> <p>5%</p> <p>5%</p>
		0
		0
		0
		0

2

2023 12 31		
2024 03 23		
www.cninfo.com.cn		
2023		

677€

() ()

()

GB 21906-2008

GB 21905-2008

GB 37823-2019

GB 37822-2019

()

" "

						/				
		COD		1		4.433 mg/L	DB44/26-2001 60 mg/L	0.308 t	11.9988 t/a	

				1	0.046 mg/L	DB44/26-2001 8 mg/L	0.003 t	1.5998 t/a	
				1	6.747 mg/L	DB44/26-2001 20 mg/L	0.454 t	14.4 t/a	
				6	2.16 mg/Nm3				

45 mg/L

() ()

2023

EHS 465 16720

2023 4368 () ()

1 EHS

EHS

EHS

6

2023

() ()

948.41

540(4)-6(8)781BB7>] TJE0 1 324.91 7358F.91 C3580ETBTe/F1 9 TF1 0 0 1 274.85 731.74 Tm32.374370

"

"

"

"

2009

15

/

ESG

2023

" 999

"

"

"

"

"

"

"

"

"

"

"

2023

ESG

2023

"

•

"

"

"

1

1

			/	/		
--	--	--	---	---	--	--

1

2

3

30

2022
12 23

4

/

/

1

2


5

1

50%

50%

2



3

4

5

6

"

"

"

"

2023

2023

([2011]24)

()

2023

2023

2023

40

2023

2023

28%

2022

2023

180

3 / / 2023

4 2021 "

5 2017 2017

11 8 5,000 14

() ()

SCE237 2023

2,700

6 2022 "

10,000

1 1

	2023 03 29	www.cninfo.com.cn
2022	2023 04 19	www.cninfo.com.cn
2022	2022 12 31	www.cninfo.com.cn
2023	2022 12 15	www.cninfo.com.cn
	2023 04 29	www.cninfo.com.cn
	2017 10 25	www.cninfo.com.cn
	2018 03 08	www.cninfo.com.cn
	2021 06 23	www.cninfo.com.cn
	2022 12 06	www.cninfo.com.cn

2

3

2

	2022 03 19	40,000	2022 12 13	1,120				1		
			2022 10 18	840				1		
	2023 03 29	5,000	2023 10 17	1,400				1		
	2023 03 29	6,000		0				1		
	2023 03 29	6,000		0				1		
	2023	10,000		0				1		

	2023 03 29	3,000	2023 09 08	210				1		
			2023 11 08	420						
	2023 03 29	1,000	2023 10 17	235.2				1		
C1		952,000	C2							4,678.8
C3		952,000	C4							7,198.8
A1+B1+C1		952,000	A2+B2+C2							

3

1

		155,000.00	145,000	0	0
		8,000.00	0	0	0
		163,000.00	145,000	0	0

2

4

1

2022 5 9

" " 28%

28% 2022 7 8

2022 11 28

2022

2022 12 23

2022 12 23

2022

2022 12 31

2022 12 30

28%

2023 1 20

2022 5 9 2022 6 8 2022 7 8 2022 8 6 2022

9 5 2022 10 1 2022 10 29 2022 11 26 2022 11 29 2022

12 6 2022 12 23 2022 12 24 2022 12 31 2023 1 20

www.coninfo.com.cn

2

2023

2023 6 28

2023

2023

2023 6 15 2023 6 22 2023 6 30 2023 7 18

2023 7 22 2023 9 5 2023 9 21 2023 12 7

www.coninfo.com.cn

3

" " 2019 2

" " 51%


2021-082

10, 100

2023 9 6

www.coninfo.com.cn

1



	988,346,000	100.00%				-162,000	-162,000	988,184,000	100.00%

2021 2022 5 10 2022 5 25
 2021 267 14.84 /
 824 978,900,000 987,140,000
 2022 7 22 2022 8 29 2021
 131 23.48 / 120.60
 987,140,000 988,346,000 2022 5 24 2022
 8 26 www.coninfo.com.cn 2021
 2022-037 2021
 2022-056
 2021[(2<4C)]2BJET20>T/F1 9 10230 0 1 102.02 480.31T. 2021[(2<4C)]02C81BT/F2023Tf150 0 15 472.78 499.75513 042
 2023 2021
 4 1 2
 2<4C

16.2 988,346,000 988,184,000
988,184,000

2

	503,230	0	0	503,230		
	1,462	0	0	1,462		
2021	9,446,000		162,000	9,284,000		2023 7 17
	9,950,692		162,000	9,788,692	--	--

1

2

2022 2021
978,900,000 988,346,000
622,569,632 63.60% 62.99%

4

1

2

16.2 (0.016%) 2023 7

17

16.2 (0.016%)

988,346,000 988,184,000 622,569,632

16.2 62.99% 63.00%

3

1

	35,564		35,938	8	0	8		0
5%		10						
		63.00%	622,569,632	0	0	622,569,632		0
		5.56%	54,921,158	9,615,607	0	54,921,158		0
		3.55%	35,062,776	10,001,850	0	35,062,776		0
		1.07%	10,585,267	10,585,267	0	10,585,267		0
		0.61%	6,043,100	14,956,900	0	6,043,100		0
300		0.60%	5,941,400	5,941,400	0	5,941,400		0

		0.47%	4,641,760	4,641,760	0	4,641,760		0
		0.39%	3,845,945	3,845,945	0	3,845,945		

300	0.00	0.00%	0.00	0.00%	5,941,400	0.60%	6,100.00	0.00%

yw9701 000011

		0.00	0.00%	10,585,267	1.07%


300

6,100.00

0.00%

5,947,500


0.60%



	/			
		2007 03 22	91110000710934668C	
	43.07% 29.28%	60.19%	28.01%	32.50%

3





4

80%

5

10%

6

2023 05 16	162000	0.016%	214.19			162,000	1.72%

	2024 03 21
	2403487

2403487

	(4)
	(5)
	(6)
	(7)
	(8)
24	47

2023

24, 738, 963, 319. 76

()

1

2023 12 31

	2023 12 31	2023 1 1
	6,770,772,624.49	3,149,708,926.94
	1,456,014,376.60	
	7,813,334.17	179,728,388.66
	6,182,207,129.31	4,087,323,874.81
	1,756,060,683.33	1,376,874,150.62
	495,693,028.73	374,985,900.54
	202,088,389.92	52,366,796.24
	5,112,496,442.72	2,498,868,530.92
	38,563,956.10	
	500,292,543.13	268,633,308.96
	22,522,002,508.50	11,988,489,877.69
	9,900,660.12	9,429,200.11
	144,236,253.72	65,794,371.18
	69,738,172.38	
	429,149,087.29	235,192,678.97
	71,914,144.52	25,879,669.16

	40,148,455,933.08	27,122,781,699.16
	885,650,677.42	168,500,000.00
	732,060,874.90	345,653,098.33
	2,365,249,088.70	1,449,467,839.06
	1,650,152,413.83	1,012,272,187.52
	1,330,270,843.21	1,048,937,626.91
	556,249,438.02	518,146,718.56

	2023 12 31	2023 1 1
	4,795,794,777.40	2,506,001,333.80
	852,219,000.00	
	1,091,358,162.60	1,253,315,819.30

	365,340,105.34	294,186,203.14
	5,070,812.71	1,861,577.68
	289,114,507.48	248,379,323.78
	92,004,756.86	111,135,694.24
	8,344,985,306.40	7,307,233,599.16
	80,852,438.33	10,442,155.68
	639,619.08	242,005.05
	9,178,007,546.20	7,973,480,558.73
	1,575,500,000.00	
	14,275,246.58	24,716,502.63
	4,701,550.27	4,680,000.00
	4,827,600.00	
	45,739,147.41	32,693,039.18
	43,822,231.34	77,960,265.87
	1,688,865,775.60	140,049,807.68
	10,866,873,321.80	8,113,530,366.41
	988,184,000.00	988,346,000.00
	1,504,457,420.09	1,423,529,195.92
	131,983,339.06	143,571,233.31
	535,907,182.46	535,907,182.46
	8,237,506,578.37	7,408,284,927.14
	11,134,071,841.86	10,212,496,072.21

	1,523,536,373.73	1,058,610,105.68
	714,502,232.00	593,941,744.35
	-24,191,715.87	5,507,490.71
	80,781,872.68	21,227,245.99

7.		
	-5,872,034.56	8,715.00
	3,168,270,971.78	2,567,396,180.14
	2,853,596,016.92	2,519,178,465.94
	314,674,954.86	48,217,714.20
	2.90	2.48
	2.90	2.48

4

	2023	2022
	4,030,657,887.84	4,064,457,300.96
	2,030,073,828.39	2,305,718,144.20
	37,973,995.88	36,858,780.47
	9,015,924.17	36,333,175.43
	531,969,534.22	468,599,704.66
	203,316,648.84	227,249,682.20
	-	

	2023	2022
	4,065,675,503.79	4,241,859,269.99
		8,692,295.80
	196,282,080.06	159,119,415.10
	4,261,957,583.85	4,409,670,980.89
	1,437,853,663.02	1,522,647,943.37
	518,737,894.60	453,898,900.98
	500,641,159.14	357,282,575.00
	423,195,451.64	421,455,802.07
	2,880,428,168.40	2,755,285,221.42
	1,381,529,415.45	1,654,385,759.47
	849,691,990.49	3,655,263,556.84
	618,936,825.17	752,757,578.02
	327,155.12	110,911.00
	253,079,674.72	238,275,690.37
	1,722,035,645.50	4,646,407,736.23
	127,993,807.58	174,093,932.39
	1,760,446,825.00	6,774,222,317.22
	430,000,000.00	223,000,000.00
	2,318,440,632.58	7,171,316,249.61
	-596,404,987.08	-2,524,908,513.38

7

988,346,000.00	1,796,924,143.02	143,571,233.31	70,592,005.24	535,907,182.46	13,761,435,388.12	17,009,633,485.53	523,781,213.64
----------------	------------------	----------------	---------------	----------------	-------------------	-------------------	----------------

2023

()									
1.	-	-	-	-	-	-	-	47,200,000.00	47,200,000.00
2.	9,446,000.00	2,480.00	143,571,233.31	-	-	-	7,027,246.69	-	7,027,246.69
3.	-	9,733.39	-	-	-	-	-41,379,733.39	-	-41,379,733.39
4.	-	4,738.55	-	-	-	-	604,738.55	-1,804,739.55	-1,200,001.00
5.	-	9,677.76	-	-	-	-	52,869,677.76		

	978,900,000.00	1,229,507,038.16	-	535,907,182.46	6,524,981,700.14	9,269,295,920.76
()	-	-	-	-	1,725,156,998.48	1,725,156,998.48
()						
1.	9,446,000.00	141,152,480.00	143,571,233.31	-	-	7,027,246.69
2.	-	52,869,677.76	-	-	-	52,869,677.76
()						
1.	-	-	-	-	-841,853,771.48	-841,853,771.48
	988,346,000.00	1,423,529,195.92	143,571,233.31	535,907,182.46	7,408,284,927.14	10,212,496,072.21

5%

1

2023

2023 12 31

15 ——

(" ") 2023

2

1 1 12 31

3

12

4

5

()

" "

(1)

()

(2)

()

(18)

6

(1)

)

(

(2)

(3)

()

()

7

8

)

12

-
-

(a)

(b)

-
-
-
-

()

-

-
-
-
-

(7)

() () () ()

10

(1)

(2)

(3)

(4)

(5)

11

(1)

(a)

-

-

&

-
-

12

(31)

20

	()	(%)	(%)
	8 - 35	5.00%	2.71 - 11.88%
	30 - 50	0.00%	2.00 - 3.33%

13

(1)

14

(2)

(31)

	6 - 40	0.00% - 5.00%	2.38% - 16.67%
	4 - 20	0.00% - 5.00%	4.75% - 25.00%

()

-

-

&

--	--	--	--

-

-

-

26

()

- ()

-

-

(" ")

-

-

27

(1)

(2) -

(3) -

) ()

(4)

-

-

(5)

28

-

-

-

24

(1)

()

20

-

-

-

(12)) 9) ((21) 29) (21) ((

32

33

34

35

(1)

3 4 7 8 10 12 15 16 17 19 20 21 24 (2 4 5) 12 13 17) (

(a) - 24

(b) 23 -

(c) 37 -

(d) -

(e) -

(f) -

(2)

- (a) 24 -
- (b) 9 -
- (c) 17 -
- (d) 5 6 -

36

(1)

2023

- 16 ([2022] 31) (" 16 ") "

() 16

18 --

18 --

1

	25% 20% 15%	
	16.5%	
	30% 21% 15%	
	13% 9% 6% 5%	
	7% 5%	
	3%	
	2%	

2

(1)

(GR202144202692) 2023 3 15% 2021 12 23 (2022 15%)

(2)

2023 11 30 (GR202334004801) 3 2023 15% (2022 15%)

(3)

2021 12 15 () (

(4)	2022	12	14	(GR202244202201)	3	
	2023	15%		(2022	15%)		
(5)	2023	10	16	(GR202313001007)	3	2023
	15%		(2022	15%)			
(6)	2023	11	30	(GR202334006471)	3	2023
	15%		(2022	15%)			
(7)	2023	10	16	(GR202344203291)	3	
	2023	15%		(2022	15%)		
(8)	2022	12	12	(GR202237004125)	3	
	2023	15%		(2022	15%)		
(9)	2023	11	22	(GR202336001388)	3	
	2023	15%		(2022	15%)		
(10)	2023	12	20	(GR202321002152)	3	2023
	15%		(2022	15%)			
(11)	2023	11	30	(GR202311003595)	3	
	2023	15%		(2022	15%)		
(12)	2023	12	8	(GR202343006138)	3	
	2023	15%		(2022	15%)		
(13)	2023	12	28	(GR202344000143)	3	2023
	15%		(2022	15%)			
(14)	2023	12	8	(GR202333004774)	3	2023
	15%		(2022	15%)			
(15)	2023	12	8	(GR202333004547)	3	
	2023	15%		(2022	15%)		
(16)	2021	12	3	(GR202153000784)	3	2023
			(2022	15%)		15%	

(17)

2021 12 14

(GR202121001014)

3

3

[2020 2011Vd]JNZD 2021 1 1 2030 12 31 15%
(39) () ()
[2014] 51) 15% 2023 15%

(40) 2020 3 (2019)
2023 15%

(41) [2021] 16

2021 1 1 2030 12 31 15% [2020 23]

(42)

15% [2020 23] 2021 1 1 2030 12 31

(43) [2019] 163

2020 23] 2021 1 1 2030 12 31 15% [

(44)

15% [2020 23] 2021 1 1 2030 12 31

(45) [2020] 18

2020 23] 2021 1 1 2030 12 31 15% [

(46)

[2019] 203

23] 2021 1 1 2030 12 31 15% [2020

(47)

[2021] 27

2030 12 31 15% [2020 23] 2021 1 1

(48)

[2019] 1

2030 12 31 15% [2020 23] 2021 1 1

(49)

[2021] 34

[2020 23] 2021 1 1 20000258581CA 15%
(50) () ([2008] 149)

23 2021 1 1 2020

(51) ([2019] 13) (2023
6) ()
() ()
100 25% 20%

1

	2023	2022
	914,205.40	4,352.22

	2023		2022	
	-	-	-	177,453,197.60

2023

2022

-	4,183,872,376.60	100.00	96,548,501.79	2.31	4,087,323,874.81
	4,183,872,376.60	100.00	96,548,501.79	2.31	4,087,323,874.81

(a) 2023

			(%)	
1	4,588,467.54	2,855,053.79	62.22	
2	3,057,496.65	3,057,496.65	100.00	
3	2,853,742.71	2,853,742.71	100.00	
4	2,274,587.50	1,415,302.52	62.22	
5	2,021,398.41	2,021,398.41	100.00	
	32,938,128.21	31,227,111.79	94.81	
	47,733,821.02	43,430,105.87	90.98	

(b) 2023

- () -

	2023			2022		
		(%)			(%)	
1	2,953,025,140.98	0.10	2,953,277.25	3,522,013,853.54	0.10	3,496,271.82
	540,456,974.25	4.00	21,305,413.93			

2022

|

|

-

-

-

-

-

-

-

2023 12 31 2022 12 31

6

	2023		2022	
		(%)		(%)
1	418,928,641.44	84.51	321,548,567.02	85.75
1 2	43,115,986.59	8.70	27,138,943.55	7.24
2 3	6,514,596.06	1.31	8,061,390.90	2.15
3	27,133,804.64	5.48	18,236,999.07	4.86
	495,693,028.73	100.00	374,985,900.54	100.00

2023 12 31 2022 12 31 1

2023 12 31

			(%)
1		14,542,617.60	2.93
2		14,128,000.00	2.85
3		12,600,000.00	2.54
4		11,845,677.43	2.39
5		11,088,000.00	2.24
		64,204,295.03	12.95

2022 12 31

			(%)
1		26,566,230.65	7.08
2		16,855,404.36	4.49
3		13,138,156.76	3.50
4		8,988,041.02	2.40
5		6,458,454.00	1.72
		72,006,286.79	19.19

3	52,927,252.16	12,065,899.08
	251,226,536.37	71,325,482.37
	49,138,146.45	18,958,686.13
	202,088,389.92	52,366,796.24

	2023	2022
	112,500,715.64	32,647,673.79
	30,593,345.74	21,378,145.16

	3,199,175.95	1,595,266.57	836,349.87	5,630,792.39
	-1,673,078.36	-3,517,434.44	-	-5,190,512.80
	-445,606.47	-14,278,250.78	-	-
	-3,479.82	17,075.46	-	14,723,857.25
	6,150,909.76	11,971,426.50	836,349.87	13,595.64
2.	58,423,233.42	12,065,899.08	836,349.87	18,958,686.13
3.	10.53%	99.22%	100.00%	71,325,482.37
				26.58%

2023	18,958,686.13	16,031,546.72	23,669,945.93	-	-1,153,763.53	1,302,748.57	49,138,146.45
2022	33,228,668.15	5,630,792.39	-	-	-14,723,857.25	13,595.64	18,958,686.13
				9,671,017.37			
				5,190,512.80			

2023 12 31

		(%)		
	23,788,550.00	9.47	1	1,189,427.50
	10,000,000.00	3.98	2 - 3	1,500,000.00
	7,725,56f382		1 - 2 3 - 4	

	136,562,098.95	-	136,562,098.95
	2,650,322,323.05	-149,910,792.31	2,500,411,530.74
	698,146,587.41	-28,945,379.42	669,201,207.99
	17,384,660.76	-86,972.72	17,297,688.04
	48,830,597.14	-	48,830,597.14
	79,184,173.17	-15,883.05	79,168,290.12
	2,150,403.63	-	2,150,403.63
	5,324,034,856.14	-211,538,413.42	5,112,496,442.72

	2022		
	618,643,356.65	-4,431,204.05	614,212,152.60
	92,625,280.82	-	92,625,280.82
	1,610,816,014.50	-75,203,269.41	1,535,612,745.09
	178,186,491.10	-45,248,735.01	132,937,756.09
	9,634,773.09	-172,400.00	9,462,373.09
	39,779,707.93	-	39,779,707.93
	74,289,602.64	-51,087.34	74,238,515.30
	2,623,975,226.73	-125,106,695.81	2,498,868,530.92

2023

4,431,204.05

()

2023

38,563,956.10

2023
2024

10

	2023	2022
	336,321,313.28	186,401,050.06
	66,571,263.01	50,463,202.51
	95,878,750.88	30,080,418.89
	870,498.20	579,518.14
	1,078,609.29	1,109,119.36
	500,720,434.66	268,633,308.96
	427,891.53	-
	500,292,543.13	268,633,308.96

11

	2023	2022
	9,900,660.12	9,429,200.11

12

2023

	10,806,782.85	-	-	-	246,788.74	-	11,053,571.59

2023

	10,537,035.03	-	-	269,747.82
				10,806,782.85

2023

2022

2022

(%)

2023

	712,990.54	-	712,990.54
	-175,140.77	-	-175,140.77
	537,849.77	-	537,849.77
	21,168,065.30	4,711,603.86	25,879,669.16
	10,321,744.47	3,855,587.39	14,177,331.86

2023 12 31

	1,967,002.49

2023 12 31

8,177,570.83 (2022 12 31)

65

16

	2023	2022
	5,883,298,920.58	3,723,692,827.71
	6,287,923.05	6,921,089.09
	5,889,586,843.63	3,730,613,916.80

2023

	3,466,627,306.26	3,127,153,276.92	66,280,428.72	437,565,160.32	7,097,626,172.22
	6,588,778.37	177,734,706.01	5,450,318.17	46,413,273.50	236,187,076.05
	1,141,751,814.78	353,649,369.63	15,227,287.25	36,027,542.23	1,546,656,013.89
	7,061,453.96	-	-	-	7,061,453.96

	614,568,878.19	389,018,381.08	-	3,169,917.23	1,006,757,176.50
	-76,939,636.62	-71,831,381.88	-7,377,618.72	-14,238,870.17	-170,387,507.39
	-15,844,432.51	-	-	-	-15,844,432.51
	-	-4,479,647.51	-	-91,167.00	-4,570,814.51
	-2,105,935.35	722,698.70	-39,256.89	-9,335.61	-1,431,829.15
()	-8,207,808.41	-3,980,030.08	491,379.31	449,090.50	-11,247,368.68
	5,133,500,418.67	3,967,987,372.87	80,032,537.84	509,285,611.00	9,690,805,940.38

	1,192,628,149.09	1,778,075,956.46	54,173,341.99	331,055,934.75	3,355,933,382.29
	170,899,497.30	305,643,528.59	6,961,940.43	48,570,920.29	532,075,886.61
	5,172,170.81	-	-	-	5,172,170.81
	-36,621,724.24	-54,911,780.64	-6,151,136.40	-10,923,140.47	-108,607,781.75
	-531,820.35	-	-	-	-531,820.35
	-	-968,006.97	-	-86,608.65	-1,054,615.62
	-5.83	-199,912.24	-14,085.58	-2,541.11	-216,544.76
	1,331,546,266.78	2,027,639,785.20	54,970,060.44	368,614,564.81	3,782,770,677.23

	7,863,758.96	9,934,318.68	9,413.48	192,471.10	17,999,962.22
	7,815,495.48	5,171,764.04	10,943.00	65,377.82	13,063,580.34
	-4,093,673.83	-2,259,253.30			

--	--	--	--	--	--

2023

	2,266,135,398.21	1,339,143,001.78	12,097,673.25	106,316,754.47	3,723,692,827.71
	2,321,238,261.95	1,277,390,205.50	11,124,922.47	118,758,043.80	3,728,511,433.72

2023 12 31
65

218,785,171.74 (2022 12 31 100,331,038.06)

	2023	2022
	3,098,196.55	3,098,077.92
	2,605,758.23	2,990,024.92
	135,924.22	298,540.51
	448,044.05	534,445.74
	6,287,923.05	6,921,089.09

2023

	48,075,031.24	-26,774,393.37	-10,648,749.22	10,651,888.65

209,824.54

-179,009.31

-19,240.34

11,574.89

2023

								(%)	
							(%)	(%)	
() () ()	496,787,500.00	353,405,794.57	102,284,536.58	-	-	1,533,310.52	91.78	91.78	
)	294,000,000.00	155,402,401.64	52,5	-	-49,530,204.91	158,868,516.41	71.31	71.31	
	198,849,000.00	90,919,359.60	77,825,094.40	-	-	2,019,962.61	84.86	84.86	
					166,724,491.39				

867,009,828.48	462,774,352.97	50,184,993.10	938,488,365.11	441,480,809.44
----------------	----------------	---------------	----------------	----------------

2023

	106,018,900.00	5,942.91	77,725.56	-83,668.47	-	100		
		326,078,814.62	708,494,381.94	-	158,229,800.75	876,343,395.81		
		-21,400,113.54	-	-	-	-21,400,113.54		
		304,678,701.08	708,494,381.94	-	158,229,800.75	854,943,282.27		

2022 12 31

5,525,883.92

2023

		21,400,113.54	-	-	21,400,113.54
		6,399,283.13	594,266.47	-685,206.65	6,308,342.95
		27,799,396.67	594,266.47	-685,206.65	27,708,456.49

2022

		21,400,113.54	-	-	21,400,113.54
		6,399,283.13	-	-	6,399,283.13
		27,799,396.67	-	-	27,799,396.67

2023 12 31
65

55,461,951.76 (2022 12 31 42,413,983.61)

18

1

2023

2023

	60,430.42	-	-	60,430.42
	69,769,253.97	4,172,707.08	718,878.32	74,660,839.37

2023

	599,806,830.61	485,436.89	1,246,039,319.67	334,976,071.65	5,819,396.73	-	109,500,000.00	2,296,627,055.55
--	----------------	------------	------------------	----------------	--------------	---	----------------	------------------

2023 12 31

2022 12 31

999

2023 12 31

2023 12 31

" 999"

5.00% (2022 5.00%)

12.69% (2022 11.72%)

5

" "

5

3.57% (2022 3.06%)

12.69% (2022 11.72%)

" "

5

6.01% (2022 3.01%)

12.69% (2022 11.72%)

20

2023

--	--	--	--	--


2022

()	12,284,474.04	-	-	12,284,474.04
	308,045,736.73	-	-	308,045,736.73
	273,846,214.26	-	-	273,846,214.26
	39,921,703.61	-	-	39,921,703.61
	85,505,061.95	-	-	85,505,061.95
	1,023,376,861.76	-	-	1,023,376,861.76
	1,411,467,678.48	-	-	1,411,467,678.48
	253,506,293.51	-	-	253,506,293.51
	154,177,972.80	-	-	154,177,972.80
	1,389,987.93	-	-	1,389,987.93

(1)

(2)

(3)



	102,547,812.20	340,786,680.31	-	217,751,719.82
--	----------------	----------------	---	----------------

	2023	2022
	602,746,235.15	204,818,643.59
	100,918,242.76	63,657,658.72
	703,664,477.91	268,476,302.31

	2023	2022
2023	-	1,500,602.43
2024	6,529,341.21	-
2025	144,030,315.32	105,980,637.12
2026	100,966,708.50	42,945,038.28
2027	86,887,185.35	19,537,790.13
2028	264,332,684.77	34,854,575.63
	602,746,235.15	204,818,643.59

25

	2023	2022
	617,650,667.14	55,000,000.00
	157,886,878.33	-
()	110,113,131.95	63,500,000.00
	-	50,000,000.00
	885,650,677.42	168,500,000.00

65

2023 12 31 2.89% (2022 12 31 3.73%)
 2023 12 31 2022 12 31

26

	2023	2022
	732,060,874.90	345,653,098.33

2023 12 31 2326620823ETB 9 Tf1 0 0 1 133.34 447.55 Tm -0.12 Tc[<1C1509FA>]23266.58 BT/F2 9 Tf1 0 0 1 67.944 447.

27

	2023	2022
	2,364,162,241.81	1,449,334,450.89
	1,086,846.89	133,388.17

	153,953,688.18	
--	----------------	--

29

2023

	9,771,823.96	6,110,541.66
	556,249,438.02	518,146,718.56

31

	2023	2022
	-	263,936.14
	6,439,003.25	32,658,453.15
	4,750,939,582.66	3,666,262,534.19
	4,757,378,585.91	3,699,184,923.48

	2023	2022
	-	

	5,929,410.97	

32

	2023	2022
(

36

2023

	9,510,000.00	-	-	9,510,000.00	

2023

	(%)		(%)	
	0.25%	-2,920,000.00	0.25%	2,860,000.00

2022

	(%)		(%)	
	0.25%	-2,550,000.00	0.25%	2,680,000.00

	2023	2022
	-	10,000.00

38

2023

	56,000.00	17,471,218.61	35,030,641.24	-56,000.00	52,501,859.85

2022 □

	1,502,592.00	-	-1,502,592.00	-	-
	56,000.00	-	-	-	56,000.00
	1,558,592.00	-	-1,502,592.00	-	56,000.00

2023


12,633,723.94

-

-3,683,138.04

-

8,950,585.90



2023

	12,737,766.16	-	-376,652.52	-	12,361,113.64
	10,274,662.99	-	-386,507.64	-	9,888,155.35
	10,125,991.68	-	-270,627.84	-	9,855,363.84
	5,980,245.03	-	-1,885,144.68	-	4,095,100.35

42

2023

	1,309,006,817.12	-	-	1,309,006,817.12
	421,281,628.66	-	-	421,281,628.66
	667,961.76	-	-	667,961.76
	84,874.35	-	-	84,874.35
	52,869,677.76	82,551,684.12	-	135,421,361.88
	-	-	-1,979,894.25	-1,979,894.25
	13,013,183.37	260,688.57	-	13,273,871.94
	1,796,924,143.02	82,812,372.69	-	

2023

2022

	15,626,021,052.97	13,761,435,388.12
--	-------------------	-------------------

2022	2022	2023	4	18	2022	2022
98,834.60			10		10	()
						988,346,000.00

47

	2023		2022	
	23,837,498,210.18	11,047,876,613.70	17,411,470,559.75	7,798,762,339.41
	901,465,109.58	519,348,071.89	667,990,923.00	514,371,180.46
	24,738,963,319.76	11,567,224,685.59	18,079,461,482.75	8,313,133,519.87

	2023	2022
	23,837,498,210.18	17,411,470,559.75
	574,433,744.25	484,776,188.90
	137,691,449.50	139,850,293.83
	14,098,130.46	9,512,819.92
	175,241,785.37	33,851,620.35
	24,738,963,319.76	18,079,461,482.75

	2023		2022	

	574,433,744.25	484,776,188.90
	137,691,449.50	139,850,293.83
	24,724,865,189.30	18,069,948,662.83

2023 12 31

1

	27,385,395.34	14,402,624.98
	21,568,166.54	19,499,547.41
	20,352,147.72	19,697,279.56
	17,995,678.75	13,494,683.18
	16,067,917.80	15,590,652.67
	11,984,360.34	2,268,952.45
	11,934,658.59	9,063,104.77
	11,379,191.75	1,801,666.52
	10,576,172.82	10,125,487.50
	110,773,285.85	77,866,675.39
	1,523,536,373.73	1,058,610,105.68

51

	2023	2022
	260,420,810.11	221,800,447.07
	171,852,896.66	181,809,315.45
	88,596,778.44	68,270,383.80
	37,482,170.73	20,152,976.35
	35,502,339.36	30,765,677.42
	24,366,758.35	7,695,858.31
	22,762,255.47	14,279,652.79
	18,706,773.82	19,394,015.14
	18,453,006.83	19,350,471.45
	36,358,442.23	10,422,946.57
	714,502,232.00	593,941,744.35

52 () /

	2023	2022
	76,035,473.50	20,358,362.12
	9,834,264.46	6,394,767.79
	5,087,865.28	5,525,883.92
	106,864,898.74	73,484,467.65
() /	-2,500,452.03	56,251,130.89
	4,391,762.22	1,513,581.48
	-24,191,715.87	5,507,490.71

53

	2023	2022
	283,457,051.55	215,822,228.36

	-50,871,526.64	-
	-	-65,508,378.04
	-594,266.47	-
	-	-971.34
	-427,891.53	-41,600.00
	-172,635,286.35	-138,270,357.39

58

	2023	2022
/()	694,028.36	-189,693.81
	56,664.77	2,467,944.32
	63,000.64	-
	813,693.77	2,278,250.51

59

	2023	2022	2023
	18,701,533.59	3,566,495.57	18,701,533.59
	14,675,760.72	18,104,852.24	14,675,760.72
	8,312,218.62	5,230,323.70	8,312,218.62
	29,687.58	518,635.62	29,687.58
	9,569,147.77	8,121,088.73	9,569,147.77
	51,288,348.28	35,541,395.86	51,288,348.28

60

	2023	2022	2023
	17,397,435.66	2,443,090.69	17,397,435.66
	15,533,117.90	7,178,071.33	15,533,117.90
	9,395,651.87	4,555,973.52	9,395,651.87

		2023	2022
		580,974,579.89	466,425,363.22
		2023	2022
		3,754,453,234.16	2,963,436,465.76
15%	()	563,167,985.12	444,515,469.86
		69,344,003.61	47,851,274.17
		20,743,289.88	31,758,360.13
		-17,428,020.36	-10,138,096.61
		21,865,960.99	24,446,282.17
		-13,855,399.47	-22,397,047.59
		49,258,728.10	42,041,094.13
		-109,556,365.11	-80,393,427.95
		-275,506.75	-4,551,382.69
		-2,290,096.12	-6,707,162.40
		580,974,579.89	466,425,363.22

62

	2023	2022
	2.90	2.48
	2.90	2.48

63

	2023	2022
(1)		
	513,020,412.43	201,334,837.17
	265,486,582.45	245,796,116.64
	116,766,991.57	16,413,148.39

| 350,746,477.96

236,493,293.88

2023

	-	11,760,600.00
	(953,626,926.00)	11,760,600.00

65

	2023	2022
--	------	------

0

2023 12 31 110,649,694.25 (2022 12 31)
12,103,439.12 (2022 12 31) 12,981,124.95 (2022 12 31)
~~8,177,570.83 (2022 12 31)~~

2023 12 31 () 755,950.36
11,122,041.40

3 2023 12 31 (

(2)

14,098,130.46 (2022 9,512,819.92) 2023 47

	2023	2022
	14,098,130.46	9,512,819.92

	2023	2022
1 (1)	2,675,091.10	7,271,763.02
1 2 (2)	2,584,495.30	6,727,945.73
2 3 (3)	2,151,466.80	5,786,889.25
3 4 (4)	1,513,653.06	1,820,734.20
4 5 (5)	2,243,396.00	303,455.70
	11,168,102.26	21,910,787.90

1.

	2023	2022
	288,661,218.92	232,278,430.09
	272,027,738.75	321,902,358.68
	94,472,386.88	77,824,183.79
	44,058,914.72	34,679,628.23
	37,978,737.32	20,202,581.32
	34,726,209.09	16,185,022.75
	27,011,452.12	8,011,192.44
	24,370,117.26	15,244,148.17
	22,032,202.78	19,682,106.26
	43,612,208.82	12,490,029.20
	888,951,186.66	758,499,680.93
	714,502,232.00	

2.

2023

2023

	94,368,329.52	116,698.36	17,896,226.47	-87,702,804.03	-	24,678,450.32
	65,216,593.75	-	41,040.86	-	-903,864.67	64,353,769.94
	27,591,043.73	1,205,401.74	769,633.46	-	-	29,566,078.93
	26,972,533.45	1,819,150.79	2,823,622.32	-	-	31,615,306.56
	-	-	-	-	-	-

1

1

			(%)			2023 12 31		
	2022 12 30	2,902,000,000.00	28.00%		2023 1 19	7,140,752,466.49	425,221,049.96	122,059,277.24

2022 5 6
2,902,000,000.00
2023

28%

2022 12 30
5

2023 12 31

2023 1 19
28.01%

2

	2,902,000,000.00	2,902,000,000.00
		1,772,923,088.78

| 219,187,275.18 |

219,187,275.18

)	()	75,000,000.00	(
(3)	60%		
67%		10,000,000.00	2023 8 3
(4)	2023 2	2023 8	2023 12

1

	/		(%)	
		35,000,000.00	-	98.57
		20,000,000.00	-	100.00
		3,500,000.00	-	100.00
		5,200,000.00	-	51.00
		50,000,000.00	-	100.00
		23,580,800.00	78.17	21.83
		30,000,000.00	-	100.00

()

			10,000,000.00		
			80,000,000.00	58.00	17.45
			90,000,000.00	-	100.00
			50,000,000.00	51.00	-
()			10,000,000.00	-	70.00
			12,000,000.00	80.00	-
			5,000,000.00	-	100.00
	(1)		100,000,000.00	30.00	70.00
()	(1)		75,000,000.00		

()			750,000,000.00	-	100.00
			15,000,000.00	-	51.00
			165,900,000.00	-	99.73
			50,000,000.00	100.00	-
			52,280,100.00	98.54	-

			10,000,000.00	
--	--	--	---------------	--

(2)

2022

	35.00%	14,892,096.25	21,000,000.00	104,924,993.89
()	4.68%	3,452,621.51	6,000,000.00	51,109,730.46

2023

		()	
	215,808,108.87	805,856,770.00	7,031,044,519.88
	171,815,178.47	453,074,866.89	3,616,555,974.98
	387,623,287.34	1,258,931,636.89	10,647,600,494.86
	88,009,306.53	82,714,526.84	3,644,258,827.35
	-	81,621,530.56	415,764,737.22
	88,009,306.53	164,336,057.40	4,060,023,564.57
	376,424,158.38	433,578,581.24	7,123,114,192.15
	41,035,324.54	68,495,169.52	366,585,711.84
	41,035,324.54	67,845,169.52	359,015,932.77
	58,160,735.13	129,896,681.81	764,709,441.72

()			9,680,000.00	49.90	-	
			20,000,000.00	49.00	-	

-
-

9K0D9yA0u&E8&A&0E"1+uKpCuvl eÄfJh>7F<0W. vÄÄë

- 12
-
- 12

12

2023

	1	1	
	906,340,715.95	-	906,340,715.95
	732,060,874.90	-	732,060,874.90
	2,365,249,088.70	-	2,365,249,088.70
	175,159,306.53		175,159,306.53
			134,869,577.67
			1,996,846,825.15
			4,750,939,582.66

12 31

	2023		2022	
	2.40% - 4.35%	609,135,939.68	3.50% - 4.35%	83,500,000.00
()	2.25% - 4.25%	1,685,869,971.37	4.50% - 4.65%	60,975,998.56
		2,295,005,911.05		144,475,998.56

(&

	-1,671,001.55	-1,671,001.55
	-121,285.96	-121,285.96
	-51,120.52	-51,120.52
	-3.9	-3.9

3.

2023 2022

	2023	2022
	40,148,455,933.08	27,122,781,699.16
	15,886,581,996.66	9,589,366,999.99
	39.57%	35.36%

1

2023

	()	()	()	
-	-	1,456,014,376.60	-	1,456,014,376.60
-	-	1,756,060,683.33	-	1,756,060,683.33
-	-	-	69,738,172.38	69,738,172.38
-	9,600,864.03	-	419,548,223.26	429,149,087.29
	9,600,864.03	3,212,075,059.93	489,286,395.64	3,710,962,319.60

2022

	()	()	()	

-	-	1,376,874,150.62	-	1,376,874,150.62
-	-	-	235,192,678.97	235,192,678.97
	-	1,376,874,150.62	235,192,678.97	1,612,066,829.59

2

2023 12 31

3.

2023

				()
	1,899,115.48		/	1.9 / 26%
	168,100,000.00		/	24.85 / 33%
	33,073,584.78		/	0.8 - 8.3 / 25% - 31.5%
	216,475,523.00		/	

--	--	--	--	--	--	--	--



4.

2

5.

()	

()	

()	

6.

(1)

	2023	2022
	221,767,857.86	120,972,734.55
	48,546,756.26	19,017,935.78
	48,040,169.76	19,089,254.00
	25,750,130.73	16,509,503.50
()	14,732,012.89	10,430,037.27
	9,959,124.69	15,363,039.83
	8,457,274.38	-
	7,442,940.36	-
()	5,307,057.24	2,196,116.71
	4,998,028.48	1,841,567.01
	4,997,182.64	4,096,083.40
	3,797,529.97	1,779,324.47
	3,231,115.03	14,507.76
	2,976,400.33	-
	2,238,340.72	-
	2,229,919.17	-
	2,195,399.84	2,473,029.27
	2,063,320.75	3,094,981.13

()

|

585,700.12 |

163,261.08

	-	76,607.40
	-	45,883.91
	-	12,500.11
	-	5,132.74
	-	2,160.00
()	-	1,210.19
	438,682,396.00	250,782,714.46

	8,111,486.75	17,128,114.08
	6,737,538.19	713,656.26
()	6,646,209.73	5,398,059.31
()	6,624,776.79	-
	6,581,911.92	1,538,961.66
	6,007,867.54	1,110,737.00
	4,686,236.53	

	897,913.01	-
	868,489.22	-
	811,759.25	366,405.36
	793,239.59	394,840.79
	776,049.00	1,345,918.38
	689,524.79	-
	689,248.47	122,380.54
	640,478.02	1,482,550.50
	628,096.50	260,761.12
	586,186.98	417,871.59
	515,697.93	2,960,598.60
	485,997.72	660.55
	435,727.43	21,461.95
	421,403.07	-
	401,902.88	533,755.44
	379,331.22	-
	375,614.34	163,972.63
	364,461.22	46,203.56
	334,458.72	-
	334,458.72	2,317,169.72
	333,642.48	290,123.90
	333,389.38	348,599.65
	313,431.03	865,248.44
()	298,873.26	161,076.11
	282,240.03	-
	273,527.02	-
	270,123.88	196,086.71
	262,831.88	699,002.73

	104,722.12	25,981.95
	103,700.18	-
	93,026.56	137,478.60
	80,880.56	1,234,017.74
	76,460.17	19,115.04
()	70,619.46	108,283.18
	69,605.95	388,472.55
	68,176.98	-
	67,900.82	-
	65,152.84	484.4
()	53,716.81	-
	46,902.65	-
	34,370.86	-
	27,213.07	973,752.01
	26,394.69	9,057.52
	23,256.64	-
	18,159.29	258,032.59
	10,543.55	244,377.74
	9,716.82	-
	6,017.70	-
	5,000.00	-

	-	9,050.53
()	-	6,954.95
()	-	4,410.64
	-	3,504.43
	-	3,486.37
	-	3,115.04
	-	2,610.76
()	-	2,327.34
	2,661,970,573.36	2,041,910,311.63

	2023	2022
	14,150,943.40	-
()	10,163,301.89	-
()	4,708,762.26	-
()	3,773,584.91	-
()	1,122,877.36	-
	110,610.88	105,660.37

f1 0 0 1TJ

(3)

()	4,094,754.91	27,476.38	4,128,786.00	4,128.79
	4,013,720.93	127,772.81	2,553,144.50	36,405.30
()	3,978,774.05	3,978.77	-	-
	3,346,693.61	47,620.18	1,890,460.18	1,890.46
()	3,231,677.39	460,391.52	-	-
	2,978,542.46	436,754.13	123,780.11	123.78
	2,866,773.75	2,866.77	4,109,482.75	4,109.48
	2,796,752.57	112,623.65	86,334.51	86.33
	2,564,911.00	8,432.23	-	-
()	2,529,719.31	2,529.72	-	-
	2,452,435.05	3,580.30	227,251.83	301.83
	2,416,256.76	3,671.24	243,214.39	243.21
	2,366,954.67	8,899.81	4,890,483.77	4,890.48
	2,295,453.51	3,118.72	2,053,704.06	2,053.70
	2,245,832.50	2,245.83	725,166.00	725.17
	2,126,137.80	2,126.14	1,607,544.46	1,607.54
()	1,977,345.03	1,977.35	-	-

	362,026.00	7,695.75	428,923.58	4,891.70
	354,238.72	20,327.61	-	-
	346,356.80	13,854.27	7,091,126.50	7,091.13
	335,082.64	335.08	260,198.21	260.2
	275,047.49	1,490.95	195,132.23	2,885.33
	257,570.75	9,255.55	600,759.59	50,815.44
	248,081.00	2,686.52	-	-
	243,420.42	181,253.05	-	-
	222,011.95	222.01	290,380.37	290.38
	202,380.00	202.38	-	-
	196,097.63	169.89	404,895.64	404.9
	173,423.55	173,423.55	175,423.55	86,791.78
	164,160.00	164.16	686,744.26	686.74
	146,672.62	869.93	350,610.00	350.61
	140,880.00	140.88	19,550.00	19.55
	127,190.90	127.19	-	-
	111,150.17	111.15	-	-
	94,446.00	18,889.20	-	-
	87,402.00	87.4	-	-
	76,728.00	76.73	-	-
()	60,700.00	30,350.00	-	-
	38,108.00	38.11	98,496.90	98.5
	33,541.10	33.54	21,792.46	21.79
	30,609.02	30.61	-	-
	28,000.00	28	-	-
	26,020.80	26.02	-	-
()	25,944.96	685.28	-	-
	24,879.65	1,694.08	2,583,971.59	2,583.97
	24,246.53	4,757.76	263,003.33	52,348.93
	21,903.00	21.9	528	0.53
	20,310.00	20.31	30,465.00	30.47
	15,001.47	7,500.74	-	-
	10,543.55	2,108.71	23,702.14	23.7
	9,792.00	4,896.00	-	-
	5,000.00	5	5,676,345.01	5,676.35
	1,344.77	268.95	-	-

	-	-	1,866,793.50	1,866.79
	-	-	256,179.00	256.18
	-	-	413,548.00	413.55
	-	-	7,425,682.66	8,242.13
()	-	-	3,936,625.52	3,936.63
	-	-	3,132,636.23	3,132.64
	-	-	1,782,329.90	45,557.35
	-	-	984,648.00	984.65
()	-	-	781,560.00	781.56

	17,984,949.70	-	-	-
	13,580,000.00	-	-	-
	10,080,000.00	-	5,630,000.00	-
()	9,923,760.00	-	21,266,460.00	-

()	50,000.00	25,000.00	-	-
	49,075.17	6,361.28	-	-
	30,000.00	1,500.00	-	-
	30,000.00	1,500.00	-	-
	10,000.00	500.00	-	-
()	-	-	406,666.98	20,333.35
	-	-	200,000.00	40,000.00
	-	-	50,000.00	10,000.00
	-	-	329.91	16.50
	5,349,197.26	573,560.82	4,684,983.42	416,777.61

13,414,869.13

-

|

6,975,503.25 |

32,644,953.15

	2,000.00	-
()	2,000.00	-
	2,000.00	-
	2,000.00	-
	830	-
	-	39,200,000.00
	193,679,781.39	194,559,070.65

(3)

	2023	2022
	40,038,662.86	21,436,090.51
	34,000,000.00	-
()	20,716,613.30	4,229,171.09
	16,634,964.99	2,749,408.38
	14,182,681.64	11,190,558.57
()	9,618,955.17	22,110,863.47
	7,043,076.34	7,261,116.31
	715,453.84	948,370.06
()	424,402.53	-
	405,492.00	-
()	345,155.10	444,321.59
	233,982.48	-
	230,268.84	-
	228,260.22	-
	125,478.30	302,469.45
	119,145.03	113,574.59
	118,672.57	-
	103,022.35	10,801.77

	176.99	-
	164.42	164.42
	-	2,364,679.90
	-	2,367,441.64
	-	6,271,617.47
	-	15,627.13
	-	13,659.07
	-	2,373.49

2022 5 (1)	-	-	-	-	-	-	-	158,000.00	2,051,974.2 5
2022 7 (1)	-	-	-	-	-	-	-	4,000.00	89,920.00
	-	-	-	-	-	-	-	162,000.00	2,141,894.2 5
2021	-	-	-	-	-	-	-	1,013,772.0 0	4,845,827.7 7

	135,421,361.88
	82,908,118.42
	(1,272,979.64)

1.

	2023	2022
	142,668,799.95	431,984,714.95
	-	199,062,372.41
	-	290,200,000.00
	142,668,799.95	921,247,087.36

2.

2024 3 21 10 15 2023 10 3 98,818.40

2024 3 20 2.0 2023 10

1.

2023

	21,025,981,258.74	520,025,605.95	3,192,956,455.07	-	-	24,738,963,319.76
	423,014,281.79	318,790,698.27				

	17,381,414,005.96	560,429,569.57	137,617,907.22	-	-	18,079,461,482.75
	38,208,625.94	272,951,698.08	18,151,231.21	-	(329,311,555.23)	-
	17,419,622,631.90	833,381,267.65	155,769,138.43	-	(329,311,555.23)	18,079,461,482.75
	14,811,959,695.02	757,330,053.91	154,134,818.68	-	(324,307,717.95)	15,399,116,849.66
	38,749,742.89		-	5,871,599.94	-	44,621,342.83
	2,763,703.06	(416,845.53)	(68,607.02)	-	-	2,278,250.51
	214,987,067.13	2,264,080.33	142,884.92	-	-	217,394,032.38
	-	-	-	2,579,979.71	-	2,579,979.71
	2,864,163,449.96	77,898,448.54	1,708,597.65			

	2023	2022
	24,507,780,023.51	18,005,429,182.77
	231,183,296.25	74,032,299.98
	24,738,963,319.76	18,079,461,482.75

	2023	2022
	16,335,984,301.05	14,507,041,772.02
	20,533,477.23	1,758,905.53
	16,356,517,778.28	14,508,800,677.55

1

	2023	2022
	852,219,000.00	-
	852,219,000.00	-

2

	2023	2022
1	154,183,692.60	985,998,207.73
1 2	691,906,301.31	273,349,836.66
2 3	247,928,266.52	348,769.93
3	393,662.29	390,258.29
	1,094,411,922.72	1,260,087,072.61

	3,053,760.12	6,771,253.31
	1,091,358,162.60	1,253,315,819.30

1	1,086,783,050.08	99.30	-	-
2	7,628,872.64	0.70	3,053,760.12	40.03
	1,094,411,922.72	100.00	3,053,760.12	0.28

	2022	

2023 12 31 2022 12 31

4

	2023	2022
1	709,806,129.90	260,632,879.37
1 2	116,764,891.27	105,982,194.12
2 3	77,749,194.11	34,010,283.40
3	187,774,637.52	222,373,660.89
	1,092,094,852.80	622,999,017.78
	3,227,016.39	1,931,467.78
	1,088,867,836.41	621,067,550.00

	2023	2022
	4,064,700.83	4,694,836.98
	4,794,155.02	2,932,152.48
	1,083,070,660.92	614,754,546.04
	68,244.47	120,390.72
	-	469,627.13
	97,091.56	27,464.43
	1,092,094,852.80	622,999,017.78
	3,227,016.39	1,931,467.78
	1,088,867,836.41	621,067,550.00

12

2023

	12		()	
1.				
	1,473,928.26	457,539.52	-	1,931,467.78
	547,789.97	1,888,995.40	-	2,436,785.37

	-1,047,595.61	-93,641.15	-	-1,141,236.76
	974,122.62	2,252,893.77	-	3,227,016.39
2.	904,320,215.28	187,774,637.52	-	1,092,094,852.80
3.	0.11%	1.20%	-	0.30%

2022

	12		()	
1.				
	860,089.72	847,140.84	-	1,707,230.56
	613,838.54	-	-	613,838.54
	-	-114,660.42	-	-114,660.42
	-	-274,940.90	-	-274,940.90
	1,473,928.26	457,539.52	-	1,931,467.78
2.	400,625,356.89	222,373,660.89	-	622,999,017.78
3.	0.37%	0.21%	-	0.31%

2023	1,931,467.78	2,436,785.37	-1,141,236.76	-
2022	1,707,230.56			

	884,021,358.32	80.95%			
--	----------------	--------	--	--	--

2022 12 31

		(%)			
	111,500,000.00	17.90		1 1 - 2 2 - 3	-
				3	

()

2022

	8,678,004,534.24	-74,640,621.11	8,603,363,913.13
	13,382,845.70	-	13,382,845.70
	8,691,387,379.94	-74,640,621.11	8,616,746,758.83

2023

	124,788,631.62	-	-	-	124,788,631.62	-
	88,424,430.90	-	-	-	88,424,430.90	-
	1,657,954.17	-	-	-	1,657,954.17	-
()	29,121,516.44	-	-	-	29,121,516.44	-
	1,095,567,020.56	-	-	-	1,095,567,020.56	-
	760,099,426.29	-	-	-	760,099,426.29	-
()	133,000,000.00	-	-	-	133,000,000.00	-
()	62,376,181.88	-	-	-	62,376,181.88	-
	152,114,246.78	-	-	-	152,114,246.78	-
	1,796,000.00	-	-	-	1,796,000.00	-
()	40,498,086.03	-	-	-	40,498,086.03	-12,284,474.04
()	6,367,200.00	-	-	-	6,367,200.00	-
	91,352,153.04	-	-	-	91,352,153.04	-
	-	2,902,000,000.00	-	-	2,902,000,000.00	-
	8,603,363,913.13	2,932,000,000.00	-	-	11,535,363,913.13	-74,640,621.11

2022

	600,000,000.00	-	-	-	600,000,000.00	-
	152,114,246.78	-	-	-	152,114,246.78	-
	124,788,631.62	-	-	-	124,788,631.62	-
	760,099,426.29	-	-	-	760,099,426.29	-
	93,203,996.84	-	-	-	93,203,996.84	-
	91,352,153.04	-	-	-	91,352,153.04	-
	88,424,430.90	-	-	-	88,424,430.90	-
()	62,376,181.88	-	-	-	62,376,181.88	-
()	40,498,086.03	-	-	-	40,498,086.03	-12,284,474.04

	18,433,700.00	-	-	-	18,433,700.00	-
	237,767,020.56	857,800,000.00	-	-	1,095,567,020.56	-
()	29,121,516.44	-	-	-	29,121,516.44	-
()	6,367,200.00	-	-	-	6,367,200.00	-
	1,657,954.17	-	-	-	1,657,954.17	-
	591,229,460.00	-	-	-	591,229,460.00	-

7

	2023	2022
	783,886,479.37	857,845,947.15
	1,934,798.53	30,538,714.16
	-488,417.55	-1,338,586.84
	-	-1,097,075.40
	785,332,860.35	885,948,999.07

8

		2022
	3,893,581,019.23	3,200,527,954.65

()		2,726,415.09	-
()		1,948,113.21	9,542,452.83
		1,639,647.51	
		784,987.20	

	66,251,733.24	63,669,075.61
	45,225,071.43	97,321,680.95
()	15,796,630.00	-
()	3,807,966.78	315,677.66
	3,400,156.59	1,547,980.50
	2,835,760.06	118,142.36
	1,899,620.00	5,045,020.00
	183,197.71	-
()	32,561.79	-
	18,395.00	-
(

()	-	1,037,735.85
	-	949,619.81
	-	385,800.47
	-	178,810.99
	-	127,861.89
	-	57,522.12
	-	34,678.90
()	-	4,716.98
	78,924,950.37	90,727,847.55

	2023		2022	
	619,102,423.65	-	595,422,584.82	-
	389,689,937.54	-	395,831,558.80	-
	77,706,956.71	-	185,887,392.83	-
()	-	-	10,115,000.00	-
	283,732.18	-	6,898,056.61	-
	-	-	11,986.80	-
	1,086,783,050.08	-	1,194,166,579.86	-

	2023		2022	
	2,195,231.66	-	59,548,928.80	-

110, .46 28ET00032.85 383.11 73.47

	2023		2022	
	420,000,000.00	-	-	-
()	169,424,000.00	-	102,000,000.00	-
	110,200,000.00	-	111,500,000.00	-

	14.90	-	12,932.43	-
--	-------	---	-----------	---


()	60,703,364.86	96,869,967.44
	87,322,854.90	74,220,272.16
	148,597,079.64	68,194,030.32
	91,594,945.89	61,962,050.75
	3,039,151.93	46,750,138.29
	44,775,411.74	44,447,187.04
	163,988,005.75	42,872,708.65
	39,128,571.79	42,824,491.09
()	50,928,416.21	39,584,083.20
	11,909,628.28	37,493,319.60
	25,703,567.44	30,639,970.44
()	28,234,732.99	30,099,003.36
()	23,199,580.21	29,784,480.68
	49,540,163.71	27,091,730.67
	34,500,000.00	24,500,000.00
	18,593,370.21	16,322,149.57
	40,388,787.63	14,704,612.42
	26,012,384.83	13,134,065.49
	21,987,742.53	12,672,419.09
	12,365,757.43	11,912,589.77
	18,081,770.80	10,288,240.42
	14,530,739.57	9,686,928.50
()	8,637,120.96	6,789,952.50
	22,511,946.91	5,974,008.85

()	402,583.02	-
	299,608.46	-
	8,135,159,431.31	7,090,276,922.83

1

	2023
	813,693.77
	-
()	273,674,553.96
	1,152,934.38
	-
	-
	6,739,154.14
	-

关爱大众健康 · 共创美好生活

 华润三九医药股份有限公司

China Resources Sanjiu Medical & Pharmaceutical Co., Ltd.

 地址：广东省深圳龙华区观湖街道观澜高新园区观清路1号

 电话：0755-83360999

 邮箱：000999@999.com.cn